

Adobe Presenter

Presented by: Erich Bauer

Overview

- What is Adobe Presenter?
- Equipment
- How to
- Publish
- Best Practices
- Create presentation



What is Adobe Presenter?

- Software tool for creating e-learning content and high-quality multimedia presentations from within Microsoft PowerPoint.
- Free for faculty and students to download <http://iuware.iu.edu/>

Promise of Adobe Presenter

- Makes it easy for anyone to develop compelling learning experiences. Subject matter experts with little or no technical skills can use Adobe Presenter to quickly create engaging e-learning content that allow users to:
 - to *hear* the topic being discussed
 - take self assessments
 - review and search presentation content
 - view over the web via Adobe Flash



Publishing - Adobe vs. PowerPoint

- Smaller file set
- Easier to distribute
- Consistent look
- Adobe Flash Player is the world's most pervasive software platform, reaching 98% of Internet-enabled desktops



Lets Explore!

Module 3:
Theoretical Perspectives in Sociology

Jay Howard
R100 Introduction
to Sociology

On the Cog Railroad headed up Pike's Peak with Dylan & Molly

03 Theoretical Perspectives

Jay Howard
Professor of Sociology
Bio | Contact

Outline	Thank	Notes	Search
Slide Title		Duration	
Module 3: Theorebca...			
Theoretical Perspectiv...			00:14
The Big Question			00:16
Beauty Is Only Skin ...			00:14
What are some of the...			00:53
Beauty Is Only Skin ...			00:14
Sgt. Friday: "Just th...			00:28
Theories			00:17
Theoretical Perspective			00:18
Sociology's Three Maj...			00:21


23 Minutes 36 Seconds Remaining

Slide 1 / 54 | Stopped 00:00 / 00:14

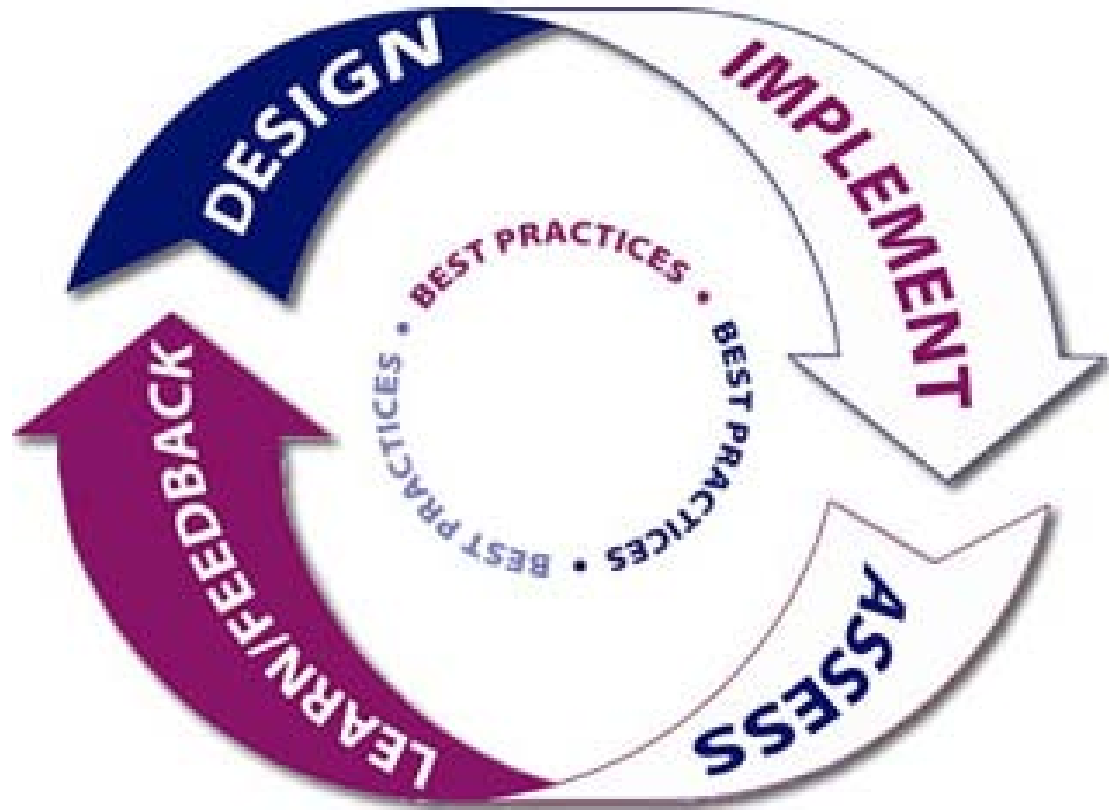
The Set Up

- PC computer with Windows 2000/XP/Vista
- Presenter Plug-in – see handout
- PC Headset with microphone
 - Plantronics 650 USB / \$45 @ Best Buy
 - Logitech ClearChat Premium – 981-000084 / \$28 @ Best Buy
- Adobe Flash Player

Note: Adobe Presenter can only be authored on Windows systems, but any presentation may be viewed on Mac or PC.



Best Practices



Planning

- Keep it short - usually <20 minutes.
- Create narrative script that is conversational in style
- Avoid “dating” presentation
- 2 – 3 minutes max. per slide
- Focus on the USER not the technology

© 2000 Ted Goff www.tedgoff.com



"You're not allowed to use the sprinkler system to keep your audience awake."


Engagement

- Ask questions
- Report out main points of presentation via discussion forum
- Have listener create quiz question about presented material
- Embed a Flash video demonstration using Captivate
- Branch the presentation using hyper linking



Recording

- Use conversational tone
- Apply intonation
- What face do you want listeners to see? →
- Imagine your audience
- Preview and edit if necessary



Storage

- Oncourse
- Webservice – see handout
- Department server

Course Introduction Presentation

Resources

- Accessibility & Usability
 - Usability.gov: <http://www.usability.gov>
 - UITS Accessibility pages: http://www.indiana.edu/~usable/accessibility_resources.html
- Adobe Presenter Resources
 - http://help.adobe.com/en_US/Connect/6.0/Presenter/help.html?content=WSA3D3053D-E781-4ae7-B84A-E3B0B9E05DD4.html
 - https://admin.adobe.acrobat.com/_a500201843/p39213717/
 - <http://connect.ag.vt.edu/p96074366/>
 - https://admin.adobe.acrobat.com/_a295153/presenterhyperlinks/
- Assistance
 - Erich Bauer ejbauer@iupui.edu
 - Lorie Shuck lshuck@iupui.edu
 - Center for Teaching & Learning (274-1300)

References

Bligh, D.A. (2000). *What's the use of lectures?* San Francisco: Jossey-Bass.

Connecticut College Center for Teaching and Learning (2004). (Before) teaching with PowerPoint: Questions to Ask Yourself. Retrieved August 7, 2007 from <http://ctl.conncoll.edu/ppt/pdfdocs/CTL-PP-TeachingWithPP.pdf>

Paradi, D. (2003). *Summary of the annoying PowerPoint survey*. Retrieved August 7, 2007 from <http://www.communicateusingtechnology.com/pptresults.htm>

Tufte, E. R. (2006). *The cognitive style of PowerPoint: Pitching out corrupts within* (2nd ed.). Cheshire, CT: Graphics Press.

University of Minnesota Center for Teaching and Learning (n.d.). *Active learning with PowerPoint effective handouts: Using PowerPoint to guide study and active participation*. Retrieved August 7, 2007 from <http://www1.umn.edu/ohr/teachlearn/tutorials/powerpoint/handouts.html>

University of Minnesota Center for Teaching and Learning (n.d.). *Active learning with PowerPoint active lecturing: The potential of PowerPoint*. Retrieved August 7, 2007 from <http://www1.umn.edu/ohr/teachlearn/tutorials/powerpoint/lecturing.html>